

SPECIFICATIONS

	LL-560	LL-570	LL-585	LL-450	LL-595	LL-590
Seat To Floor:	19" (W20)	20" (W20)	20"	20" (W21)	20"	22"
Seat Depth:	18" (W22)	20" (W20)	20"	20" (W22)	20"	22"
Seat Width:	18" (W22)	20" (W22)	20"	20" (W22)	20"	26"
Top of Back to Seat:	24" (W24.5)	26.5" (W28)	26"	27" (W27)	25"	26"
Distance From Wall:	16.5" (W19)	16"	18"	17" (W18.5)	17.5"	18"
Overall Chair Width:	34" (W38)	36" (W38)	36"	38" (W41)	37"	42.5"
Chair Weight:	115 lbs. (W121 lbs.)	117 lbs. (W123 lbs.)	120 lbs.	119 lbs. (W122 lbs.)	125 lbs.	136 lbs.

	LL-530S	LL-530M	LL-530L	LL-550S	LL-550M	LL-550L
Seat To Floor:	19"	20"	21"	19"	19"	20"
Seat Depth:	18"	20"	22"	18"	20"	22"
Seat Width:	19"	21"	23"	19"	21"	23"
Top of Back to Seat:	26.5"	27.5"	26.5"	26"	27"	28"
Distance From Wall:	19"	18.5"	19"	19"	19"	19"
Overall Chair Width:	35"	37.5"	39"	36.5"	38"	41"
Chair Weight:	117 lbs.	118 lbs.	121 lbs.	117 lbs.	119 lbs.	120 lbs.

Note: Measurements may vary +/- 1".
Specifications subject to change without prior notice.

BENEFITS

- Engineered furniture grade laminate/hardwood frame
- Quiet & smooth lift system
- Heavy-duty lift actuator & scissor mechanism
- Standard head and arm covers
- Fire retardant (California specifications; bulletin 117)
- Standard, large dual pockets
- Removable back - no tools required
- 375 lbs. weight capacity
- Integrated battery backup in case of power failure
- Transformer features self-diagnostic electronics with 12' cord
- Lifetime warranty on steel lift frame
- 7-year pro-rated warranty

OPTIONS¹

Additional lead-time may apply for some options.

- *Heat & Massage*
- *Head pillow*
- *Lumbar pillow*

1. Additional charges apply for all options.

Pride® Lift Chairs
The Ultimate in Comfort & Style!



ELEGANCE COLLECTION

ELEGANCE COLLECTION

Pride® Elegance Collection Recliners are designed to be the ultimate in lift chair comfort, style and performance. Available in several beautiful fabrics and styles to fit any decor, Pride Elegance Recliners also feature a 7-year pro-rated warranty and head and arm covers. The state-of-the-art lift system utilized in Pride Elegance Lift Chairs will recline you further back than any other lift chair, providing wonderful sleeping relaxation. Plus, Pride Lift Chairs are equipped with an emergency battery backup system¹ should the power fail in your home.

ELEGANCE COLLECTION LIFT CHAIR DESCRIPTIONS

LL-560

3-position, petite to small chaise lounger
LL-560W available with 22" seat width

LL-570

3-position, medium to large chaise lounger
LL-570W available with 22" seat width

LL-585

3-position, medium to large chaise lounger

LL-450

3-position, medium to large chaise lounger
LL-450W available with 22" seat width

LL-595

3-position, medium to large chaise lounger

LL-590 Oasis

3-position, extra-large chaise lounger

LL-530S

LL-530 Series

3-position, petite to small chaise lounger

LL-530M

LL-530 Series

3-position, medium to large chaise lounger

LL-530L

LL-530 Series

3-position, large to extra-large chaise lounger

LL-550S

LL-550 Series

3-position, petite to small chaise lounger

LL-550M

LL-550 Series

3-position, medium to large chaise lounger

LL-550L

LL-550 Series

3-position, large to extra-large chaise lounger

AVAILABLE FABRICS


STANDARD FABRICS



OPTIONAL FABRICS



PADDED-SUEDE




MICRO-SUEDE




LEVANTE VINYL



NEW PLUSH VELVET COLLECTION



NEW ULTRAFABRICS® ULTRALEATHER™ COLORS



ULTRAFABRICS® PROMESSA COLORS



NEW WINDSOR MICRO-SUEDE COLLECTION



ELEGANCE COLLECTION LIFT CHAIR MODELS



LL-560 LL-570 LL-585 LL-450 LL-595 LL-590

Pillow-back Design Shown in Espresso | Pillow-back Design Shown in Moss | Biscuit-back Design Shown in Wheat | Split-back Design Shown in Wine | Sewn Pillow-back Design Shown in New Khaki | Shell-back Design Shown in Raspberry

LL-530 Series


LL-550 Series



LL-530S LL-530M LL-530L LL-550S LL-550M LL-550L

Bustle-back Design Shown in Navy | Bustle-back Design Shown in Almond | Bustle-back Design Shown in Hunter | Split-back Design Shown in Oatmeal | Split-back Design Shown in Almond | Split-back Design Shown in Oatmeal

PLEASE NOTE:
3-position is a full recline.
2-position is a TV recline.



¹ Batteries not included.
² Not available on the LL-520 and LL-530 Series.