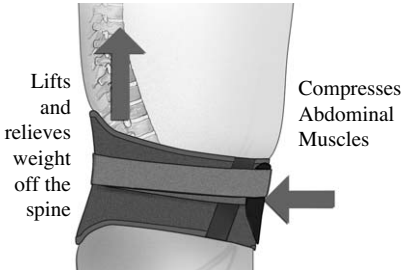


FLA V-LOC™ L50

SPINAL ORTHOSIS

HOW DOES THE FLA V-LOC™ L50 WORK?

When the strapping system is closed over the V-Shaped rigid anterior panel, it provides intra-abdominal muscle compression and provides a lift to hold the weight of the abdominal area. By lifting and holding the weight, pressure is relieved from lumbar discs reducing the associated pain. The posterior and anterior panels work together, giving opposing support to stabilize the lumbar region. The result is a supported and pressure free lumbar spine held in a healthy, correct posture.



FEATURES & BENEFITS:

- Unloads pressure from lumbar discs to alleviate lower back pain and discomfort
- V-Shaped anterior panel creates true hydrostatic lift of lower abdominal muscles
- Rigid posterior and anterior panels stabilize the lower spine and control rotation and pelvic tilt
- 10" high back panel covers L1-L5 vertebrae
- Elastic insets provide a conforming fit around the hips
- Soft, padded lining for maximum comfort and compliance
- Ultra-thin low profile for comfortable, inconspicuous wear
- Fully adjustable, patented closure system does not rely on elastic for extended product life
- Provides pain relief during activity and allows for immediate participation in rehabilitation exercises
- For men and women

Model No: 32-150
Sizes: Small - 3X-Large
Color: Black

Indicated for:

- Chronic Lower Back Pain
- Lumbar Strains or Sprains
- Muscle Weakness
- Lumbar Instability
- Post Operative Rehabilitation
- Postural Support

SIZING:

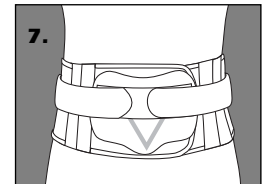
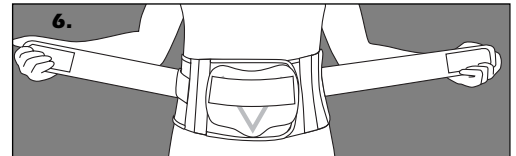
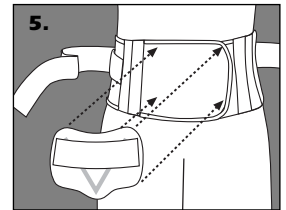
Measure around waist at the navel.

Size	Fits
Small	24 - 28"
Medium	29 - 33"
Large	34 - 39"
X-Large	40 - 44"
XX-Large	45 - 49"
XXX-Large	50 - 55"

U.S. Patents: 5,207,636 and 5,267,948.

HOW TO APPLY:

1. Select the correct size based on the waist measurement taken at the navel.
2. Open the straps and remove the v-shaped anterior (front) plastic piece.
3. Apply in a standing position. Center the V-LOC™ on the back so the bottom is resting on top of the buttocks – the inside size label should be at the top.
4. Close hook on the right side flap by attaching over the left side with the anterior panel centered on the abdomen.
5. Attach the v-shaped plastic piece to the front of the panel centered on the abdomen.
6. Pull on the side straps at a 45-degree angle to achieve the lift.
7. Attach the straps to the front v-shaped plastic piece by folding one on top of the other.



CARE INSTRUCTIONS:

Hand wash the FLA V-LOC™ L50 as needed in warm water with a mild detergent. Pat dry to remove excess water. Air dry away from heat. Do not tumble dry. Do not bleach.

Consult a physician if pain, swelling or unusual reactions are experienced. This device is only one element in the overall treatment program. There is no guarantee that injury will be cured or prevented through use of this product.



800-327-4110

Website: www.flaorthopedics.com

©2004 FLA ORTHOPEDICS, INC.